



Machion Jackson
Director of School Operations
DAVID ELLIS ACADEMY-WEST

19800 Beech Daly Rd.
Redford, Michigan 48240
(313) 450-0300 Phone
(313) 450-0305 Fax
www.davidellisacademywest.com

School Annual Education Report - Cover Letter

August 23, 2011

Dear Parents and Community Members:

We are pleased to present you with the Annual Education Report (AER) which provides key information on the 2010-2011 educational progress for the David Ellis Academy West. The AER addresses the complex reporting information required by federal and state laws. The school's report contains information about student assessment, Adequate Yearly Progress (AYP) and teacher quality. If you have any questions about the AER, please contact Machion Jackson for assistance.

The AER is available for you to review electronically by visiting the following web site: www.DavidEllisAcademyWest.com or you may review a copy from the Main School office at the Academy.

David Ellis Academy made AYP for the 2010-2011 school year. While the Academy did not make AYP in 2009-2010, it was not identified for improvement in that year nor was any action required. At this time, no action is required by the Academy and it is considered in good standing with the State.

We are pleased to have reached this important goal, while are continuously working to improve. We appreciate the continued support of parents, staff and our community in this effort.

State law requires that we also report additional information for the two most recent years, as follows:

1. **PROCESS FOR ASSIGNING PUPILS TO THE SCHOOL.**

David Ellis Academy West is an open enrollment public school academy. As such, it does not assign any students that come to the school. The school accepts all students that enroll each year, based on the following criteria and process:

- 1) The student was enrolled in the previous year.
- 2) The student has a sibling at the school and is given priority.
- 3) There is an available opening in the school at the student's grade level. If not, the student is placed on a waiting list and allowed to enroll if and when the space opens up.
- 4) When enrollment exceeds capacity, a random lottery is used.

2. THE STATUS OF THE 3-5 YEAR SCHOOL IMPROVEMENT PLAN.

For the past two most recent years, the Academy implemented an approved School Improvement Plan, which continues to be updated each year based on data analysis of results.

3. A BRIEF DESCRIPTION OF EACH SPECIALIZED SCHOOL.

David Ellis Academy West is a single-site school and district and therefore, has no specialized school.

4. IDENTIFY HOW TO ACCESS A COPY OF THE CORE CURRICULUM, A DESCRIPTION OF ITS IMPLEMENTATION AND AN EXPLANATION OF THE VARIANCES FROM THE STATE’S MODEL.

You may access a copy of the Academy’s core curriculum at it website:

www.DavidEllisAcademyWest.com or by requesting a copy at the Main School office. The curriculum is implemented according the requirements of the Michigan Curriculum Grade Level


Contents and Expectations which can be found at the following website:

www.michigan.gov/mde. There are no variances from the State’s model.

5. THE AGGREGATE STUDENT ACHIEVEMENT RESULTS FOR ANY LOCAL COMPETENCY TESTS OR NATIONALLY NORMED ACHIEVEMENT TESTS.

Aggregate test scores for the past two years are included below. The Academy was required to switch to a different test for this year so a two-year direct comparison cannot (and should not) be made. Students at the Academy have consistently scored at or around the median National Stanine on the Iowa Test of Basic Skills.

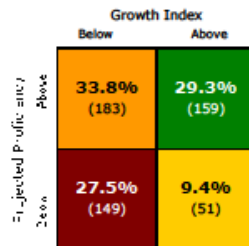
Grade	Reading		Language		Math	
	2008-09	2009-10	2008-09	2008-09	2008-09	2009-10
K	6	6	6	6	6	6
1	4	4	5	4	4	4
2	4	4	5	4	4	4
3	4	4	4	4	4	4
4	4	4	5	4	4	4
5	4	4	4	4	4	4
6	4	4	5	4	4	4
7	4	4	4	4	4	4
8	4	4	4	4	4	4



1, 2, and 3 signify below the National Average.
 4, 5, and 6 signify around the National Average.
 7, 8, and 9 signify above the National Average.

NWEA Spring 2011 Roster – Growth Period: Fall 2010 through Spring 2011

Reading Quadrant



Quadrant Legend:

Below Growth: Student's growth index is less than zero

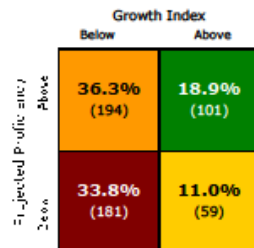
Above Growth: Student's growth index is greater than or equal to zero

Above Proficiency: Student's performance is projected to be above the state standard

Below Proficiency: Student's performance is projected to be below the state standard

Grade	Student Count for Growth		Student Count for Season		
	Student Count	% Growth	Student Count	% Proficient	% Median
2	99	35.4%	103	64.1%	24.3%
3	86	40.7%	87	70.1%	35.6%
4	66	45.5%	67	70.1%	29.9%
5	70	38.6%	71	71.8%	33.8%
6	79	53.2%	80	60.0%	31.3%
7	74	28.4%	77	35.1%	19.5%
8	68	29.4%	69	69.6%	37.7%

Mathematics Quadrant



Quadrant Legend:

Below Growth: Student's growth index is less than zero

Above Growth: Student's growth index is greater than or equal to zero

Above Proficiency: Student's performance is projected to be above the state standard

Below Proficiency: Student's performance is projected to be below the state standard

Grade	Student Count for Growth		Student Count for Season		
	Student Count	% Growth	Student Count	% Proficient	% Median
2	101	21.8%	104	84.6%	17.3%
3	87	21.8%	87	73.6%	9.2%
4	63	30.2%	67	67.2%	13.4%
5	73	37.0%	75	50.7%	18.7%
6	77	40.3%	78	32.1%	11.5%
7	70	34.3%	72	16.7%	9.7%
8	64	28.1%	65	46.2%	12.3%

6. IDENTIFY THE NUMBER AND PERCENT OF STUDENTS REPRESENTED BY PARENTS AT PARENT-TEACHER CONFERENCES.

2009-2010: 660 Students or 83%

2010-2011: 747 Students or 92%

We believe that student success requires the participation and involvement of all stakeholders, but especially parents and guardians. In this regards, we look forward to the coming school year and our continued efforts at providing the highest quality learning environment for our students, in partnership with all of you.

Sincerely,

Theresa Ellis
Superintendent and School Manager

ADDITIONAL INFORMATION

To access detailed Annual Education Report information for David Ellis Academy West, including information required to be shared and posted to the public under state and federal regulations, please visit the following link:

<https://edtec.box.net/shared/pmf92ckavsekmr7rkvfn>

You may also request a copy of the detailed information from the School Main office.

David Ellis Academy West Education Dashboard

Why it Matters?

The MI School Data Dashboard is a "one-stop shop" for data and information about Michigan's public schools, districts, and regional education agencies. This dashboard makes it easy for the public to find information about schools, and to compare one school or district to another.

This information highlights David Ellis Academy West's performance in key education areas for the current 2010-11 academic year. Click on the links below to see more detailed information.



Student Outcomes

	Prior	Current
Third Grade Reading Proficiency	84%	87%
Student Academic Growth 3-8	10.8%	20.7%
Students proficient in Math and Reading 3-8	57.4%	69.9%
Students Proficient on MME	N/A	N/A
ACT Composite Score	N/A	N/A
ACT College Readiness Benchmarks	N/A	N/A
4 year Graduation Rate	N/A	N/A

Culture of Learning

	Prior	Current
Self-Reported Bullying on School Property	N/A	N/A
Free/Reduced Lunch Participation by Eligible Students	86.27%	68.8%

Value for Money

	Prior	Current
Districts with ongoing deficits for three consecutive years	N/A	N/A

School Accountability

	Prior	Current
School met federal Adequate Yearly Progress (AYP)	Did Not Make AYP	Made AYP

2010-11 David Ellis Academy West Report Card

Overall Status

Adequate Yearly Progress Status: Made AYP
Education YES! Grade: B



AYP Elements

Participation and Proficiency Targets Met	14 of 14
Met Attendance Rate Target	Yes

Why it Matters?

The Michigan School Report Cards display public schools' performance results from state assessments and other performance indicators for the given school year. These results inform parents, students, teachers, and community members about a school's performance in the areas of Adequate Yearly Progress, accreditation status, and state ranking.

[Guide to Reading 2011 Michigan School Report Cards](#)

Points of Pride

Why it Matters?

School principals and leaders had the option to submit Points of Pride about their schools to showcase some of the programs, activities, and initiatives in which their students and staff are taking part. The Points of Pride provide additional information about the school and what makes it a unique learning environment for students.

School Website: www.DavidEllisAcademyWest.com